



A Department of Ventura County Health Care Agency

Strengthening Families Leadership Summit

April 24, 2014



Why a Leadership Summit?

Ventura County Behavioral Health

- Invested in Triple P Countywide
- Contracted with City Impact & Interface
- Rolled out Countywide - Levels 4 & 5
- Partnered with First 5 Ventura County
- Since FY 11/12 served over 3,000 families in Levels 4 & 5
- Also Invested in Training Community Partners in Level 2 Seminar and Level 3 Primary Care



Who did we train in the community? Level 2 Providers (NFLs)

Course Type	Training Dates	No. of Participants Trained	Pre-Accreditation Dates	No. of Participants Supported	Accreditation Dates	No. of Participants Accredited	Accreditation Rate
Level 2 Selected Individual	18-Nov-2010	15	n/a	n/a	n/a	2	13.3%
	26-Jan-2011	13				6	46.2%
	27-Jan-2011	16				14	87.5%
	09-Mar-2011	18				13	72.2%
	20-Sep-2011	12				4	33.3%
	21-Sep-2011	11				8	72.7%
	24-Oct-2011	7				7	100%
	08-Nov-2011	22				10	45.5%
Level 2 Selected Seminar	04-Dec-2012	17	n/a	n/a	29-Jan-2013	14	82.4%
	16-Apr-2013	14			06-Jun-2013	9	64.3%
	25-Nov-2013	15			12-Dec-2013	11	73.3%
	09-Aug-2010	19			10-Feb-2011	4	21.1%



Who did we train in the community? Level 3 Providers (NFLs)

Course Type	Training Dates	No. of Participants Trained	Pre-Accreditation Dates	No. of Participants Supported	Accreditation Dates	No. of Participants Accredited	Accreditation Rate
Level 3 Primary Care	09-Aug-2010	19	n/a		10-Feb-2011	4	21.1%
	15-Nov-2010	21			16-Feb-2011	20	95.2%
	24-Jan-2011	6			29-Mar-2011	6	100%
	07-Feb-2011	18			12-Apr-2011	13	72.2%
	23-Feb-2011	15			14-Apr-2011	13	86.7%
	07-Mar-2011	20			12-May-2011	16	80.0%
	25-Apr-2011	20			13-Jun-2011	17	85.0%
	26-Sep-2011	18			28-Feb-2012	8	44.4%
	18-Oct-2011	16			13-Mar-2012	13	81.3%
	05-Dec-2011	22			17-Apr-2012	10	45.5%
	21-Feb-2013	19	17-Apr-2013	11	04-Jun-2013	11	57.9%
	09-May-2013	11	30-May-2013	11	27-Jun-2013	10	90.9%
	03-Oct-2013	19	12-Nov-2013	16	02-Dec-2013	13	68.4%



Who did we train in the community? Level 4/5 Providers (VCBH Clinicians)

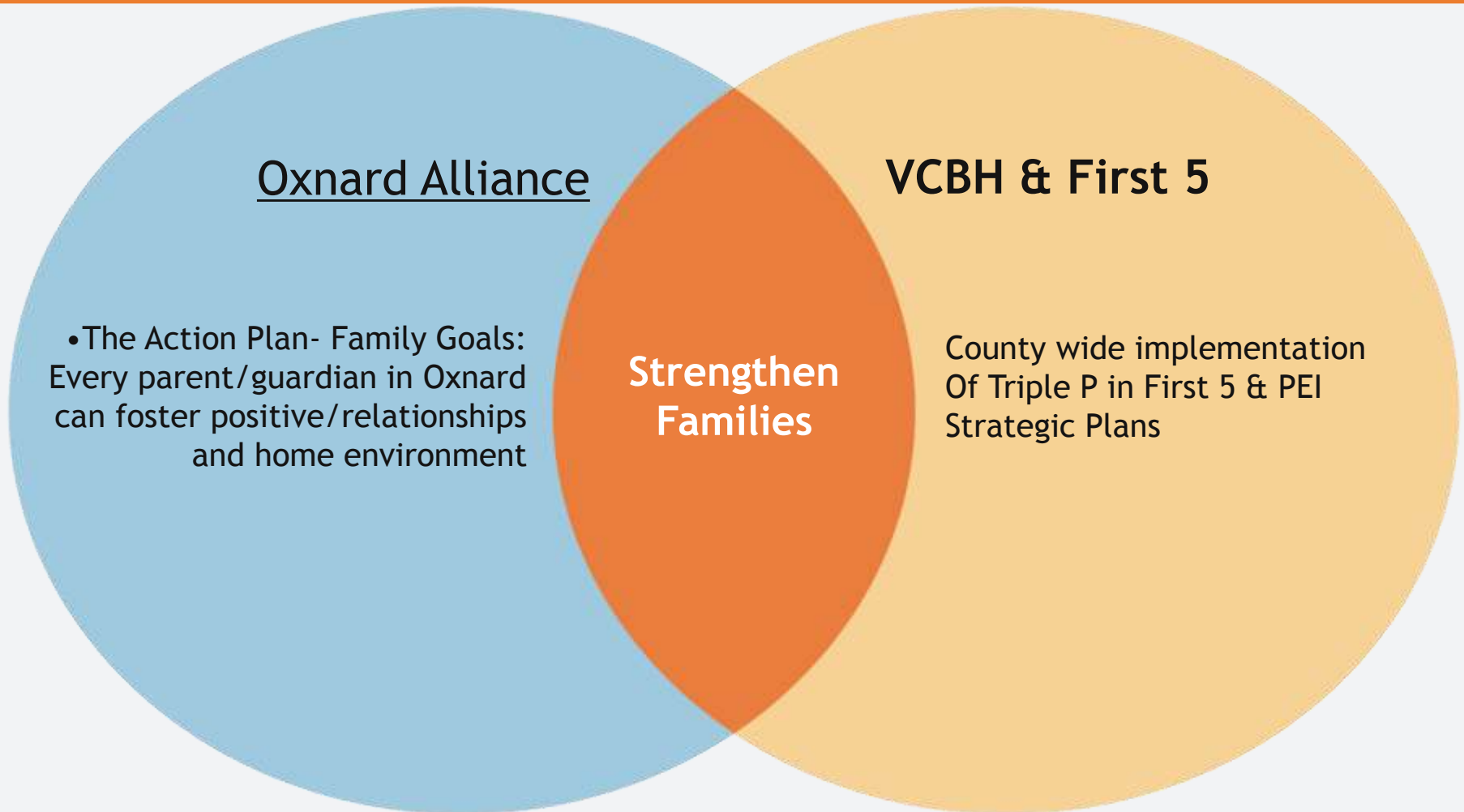
Course Type	Training Dates	No. of Participants Trained	Pre-Accreditation Dates	No. of Participants Supported	Accreditation Dates	No. of Participants Accredited	Accreditation Rate
Level 4 Group	20-Oct-2010	18	n/a		06-Jan-2011	15	83.3%
Level 4 Standard	07-Jun-2010	17			13-Sep-2010	14	82.4%
	17-Nov-2010	10			14-Feb-2011	9	90.0%
Level 4 Group Teen	22-Oct-2012	18	n/a		23-Oct-2012	17	94.4%
Level 4 Standard Teen	25-Jun-2012	18	n/a		12-Sep-2012	17	94.4%
Level 5 Enhanced	14-Mar-2011	13	n/a		26-May-2011	12	92.3%
Level 5 Pathways	18-Sep-2013	14	n/a		22-Oct-2013	14	100%

Total Training

Course Type	Training Dates	No. of Participants Trained	Pre-Accreditation Dates	No. of Participants Supported	Accreditation Dates	No. of Participants Accredited	Accreditation Rate
Total		492		38		343	69.7%



The Oxnard Alliance for Community Strength





The Dream Team



Strengthening Families Leadership Summit

BUILDING PREVENTION POLICY FOR VENTURA COUNTY

The Partnership
for Safe Families & Communities



Child Abuse Prevention Council



HEALTH, PREVENTION & WELLNESS
Mental Health, Alcohol, Drug, & Suicide





Who did we target?

- County Board of Supervisors
- City Officials
- Probation Leadership
- Law Enforcement Leadership
- Child Welfare Leadership
- Education - Superintendents
- Youth & Family Court Judges
- Community Advocates
- **THEY ALL CAME!**
 - 176 Attendees



What?!!! Dr. Fellitti isn't coming?!!





Serendipity: Jane Ellen Stevens





Nearly half of Ventura County youth have at least one Adverse Childhood Experience by age 18

Increased exposure to abuse, trauma or household dysfunction in childhood is related to health disorders, social problems and economic risk factors in adulthood.

Collectively, these problems decrease quality of life, health and well-being, and are associated with early death as demonstrated in the ACE Study led by Dr. Vincent Felitti and Dr. Robert Anda¹.

ACE scores indicate that **44% of youth ages 17 years or younger have experienced at least one childhood adverse experience².**

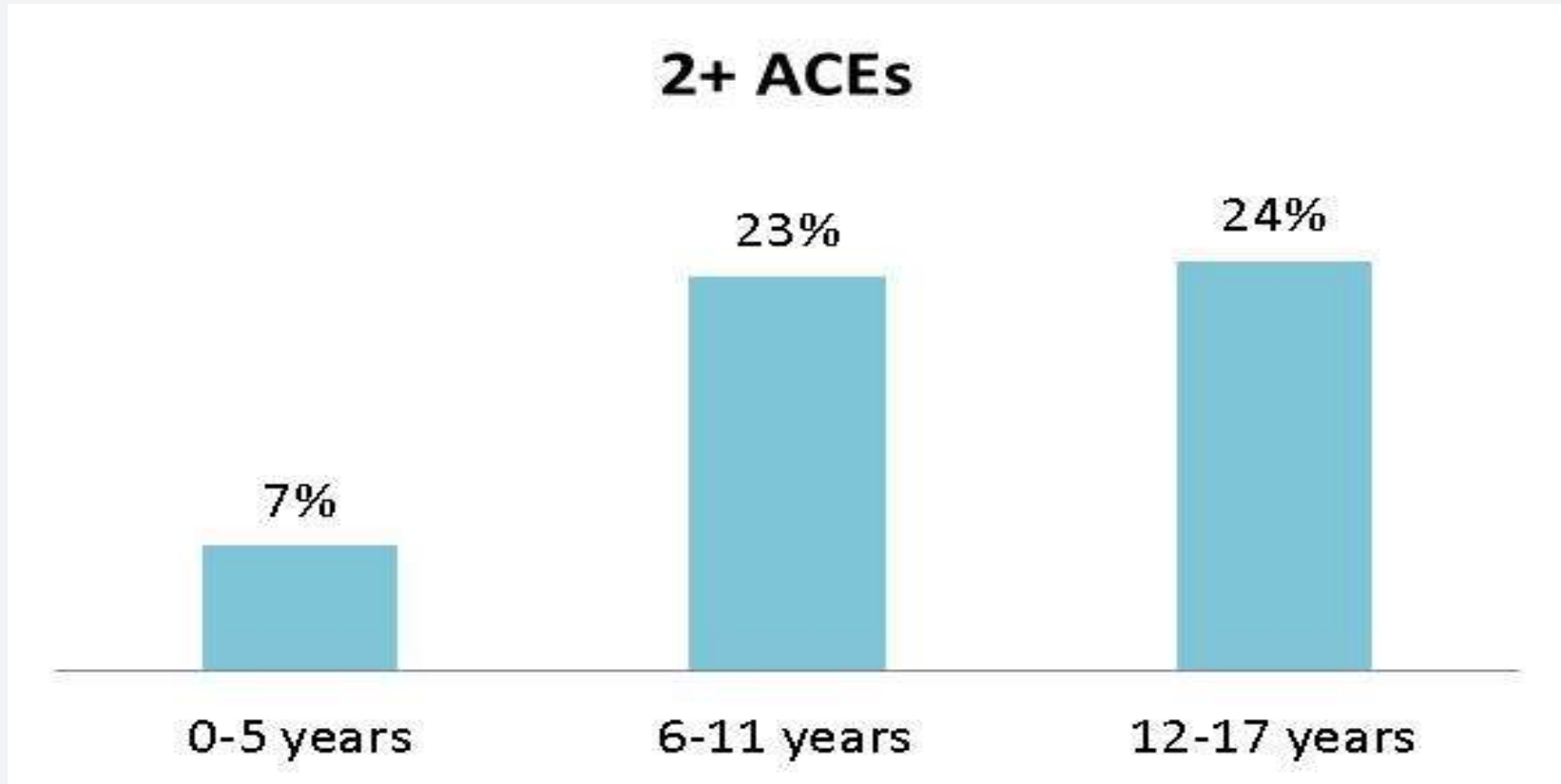
In 2012, according to US Census data, that represents almost 93,000 youth in Ventura County.

References: 1. Felitti, V.J., Anda, R.F., Nordenberd, D., Williamson, D.F., Spitz, A.M., Edwards, V., Koss, M.P., Marks, J.S. (1998). Relationship of childhood abuse and household dysfunction to many of the leading causes of death in adults: The adverse childhood experiences (ACE) study. *American Journal of Preventative Medicine*, 14(4), 245-258. 2. Child and Adolescent Health Measurement Initiative (CAHMI). National Survey of Children's Health. NSCH 2011/12 Indicator Data Set. Data Resource Center for Child and Adolescent Health. www.childhealthdata.org





California Adverse Childhood Experiences Data²



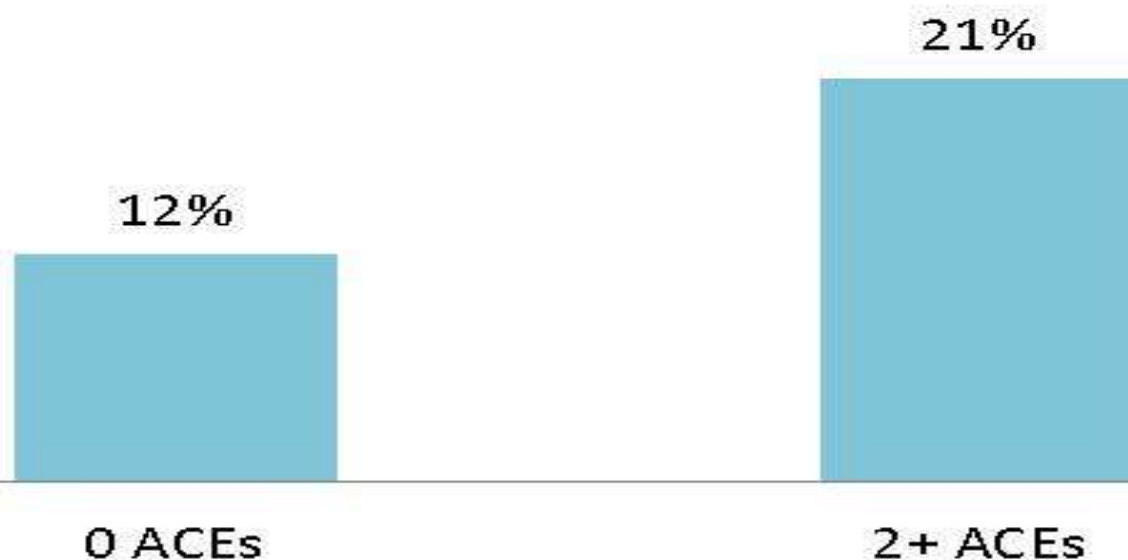
As youth grow older, they experience more adverse events.

1. Felitti, V.J., Anda, R.F., Nordenberd, D., Williamson, D.F., Spitz, A.M., Edwards, V., Koss, M.P., Marks, J.S. (1998). Relationship of childhood abuse and household dysfunction to many of the leading causes of death in adults: The adverse childhood experiences (ACE) study. *American Journal of Preventative Medicine*, 14(4), 245-258. 2. Child and Adolescent Health Measurement Initiative (CAHMI). National Survey of Children's Health. NSCH 2011/12 Indicator Data Set. Data Resource Center for Child and Adolescent Health. www.childhealthdata.org



California Adverse Childhood Experiences Data²

Parental Stress



Youth with 2+ ACEs have families 2 times more likely to have stressed-out parents.

1. Felitti, V.J., Anda, R.F., Nordenberd, D., Williamson, D.F., Spitz, A.M., Edwards, V., Koss, M.P., Marks, J.S. (1998). Relationship of childhood abuse and household dysfunction to many of the leading causes of death in adults: The adverse childhood experiences (ACE) study. *American Journal of Preventative Medicine*, 14(4), 245-258. 2. Child and Adolescent Health Measurement Initiative (CAHMI). National Survey of Children's Health. NSCH 2011/12 Indicator Data Set. Data Resource Center for Child and Adolescent Health. www.childhealthdata.org



California Adverse Childhood Experiences Data²

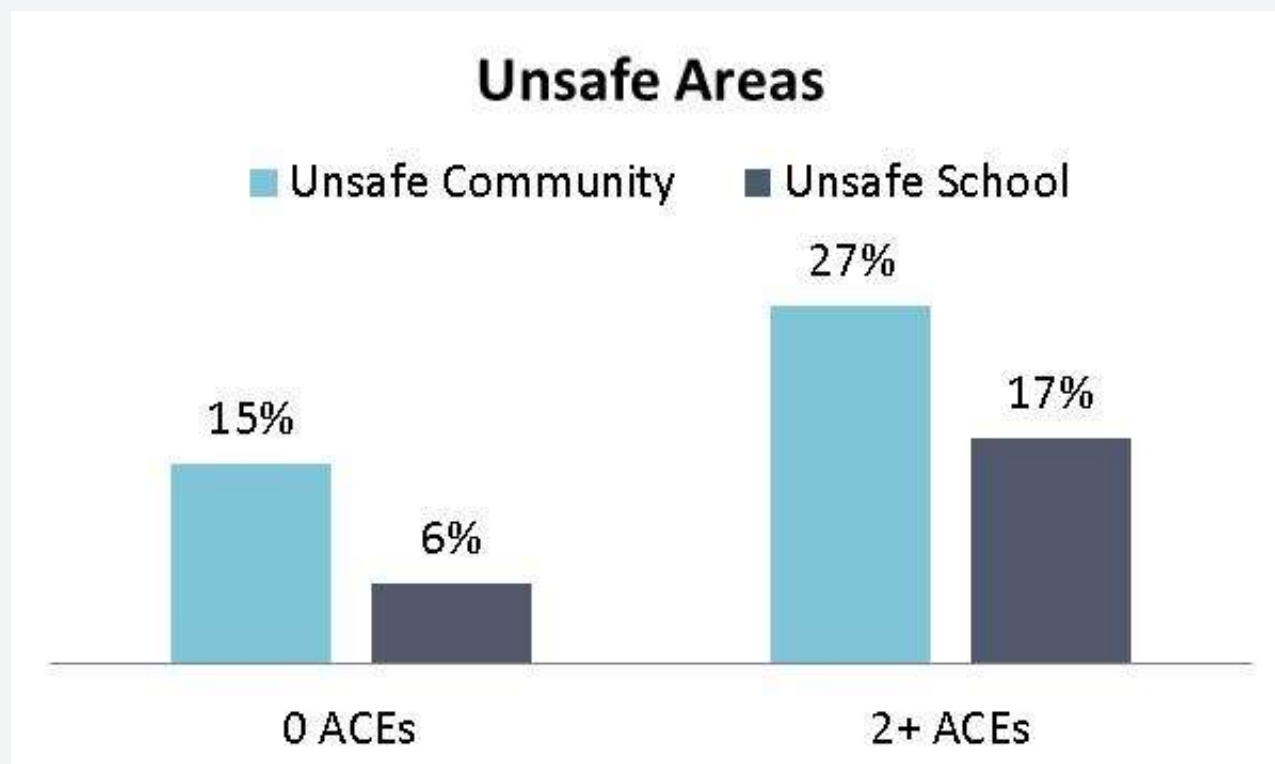


Higher ACE scores (2+) are more common in lower income households

1. Felitti, V.J., Anda, R.F., Nordenberd, D., Williamson, D.F., Spitz, A.M., Edwards, V., Koss, M.P., Marks, J.S. (1998). Relationship of childhood abuse and household dysfunction to many of the leading causes of death in adults: The adverse childhood experiences (ACE) study. *American Journal of Preventative Medicine*, 14(4), 245-258. 2. Child and Adolescent Health Measurement Initiative (CAHMI). National Survey of Children's Health. NSCH 2011/12 Indicator Data Set. Data Resource Center for Child and Adolescent Health. www.childhealthdata.org



California Adverse Childhood Experiences Data²

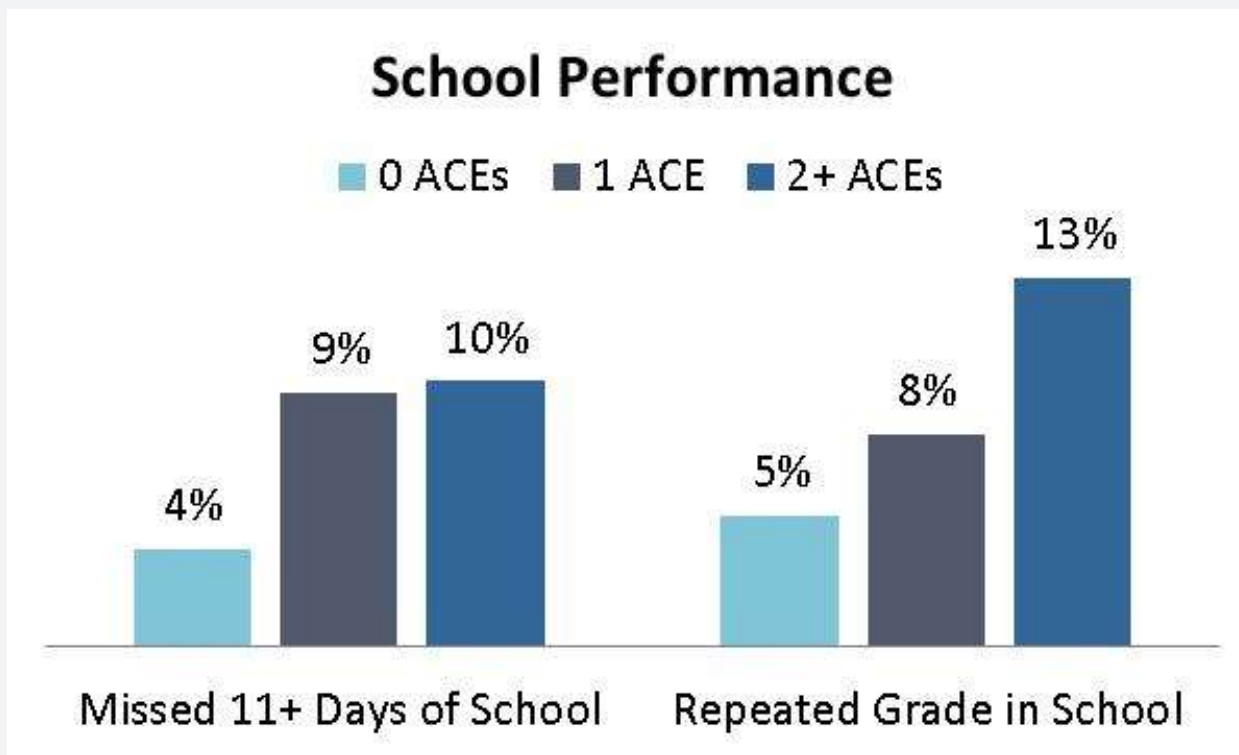


Youth with 2+ ACEs are almost 2 times more likely to live in an unsafe community or attend an unsafe school.

1. Felitti, V.J., Anda, R.F., Nordenberd, D., Williamson, D.F., Spitz, A.M., Edwards, V., Koss, M.P., Marks, J.S. (1998). Relationship of childhood abuse and household dysfunction to many of the leading causes of death in adults: The adverse childhood experiences (ACE) study. *American Journal of Preventative Medicine*, 14(4), 245-258. 2. Child and Adolescent Health Measurement Initiative (CAHMI). National Survey of Children's Health. NSCH 2011/12 Indicator Data Set. Data Resource Center for Child and Adolescent Health. www.childhealthdata.org



California Adverse Childhood Experiences Data²

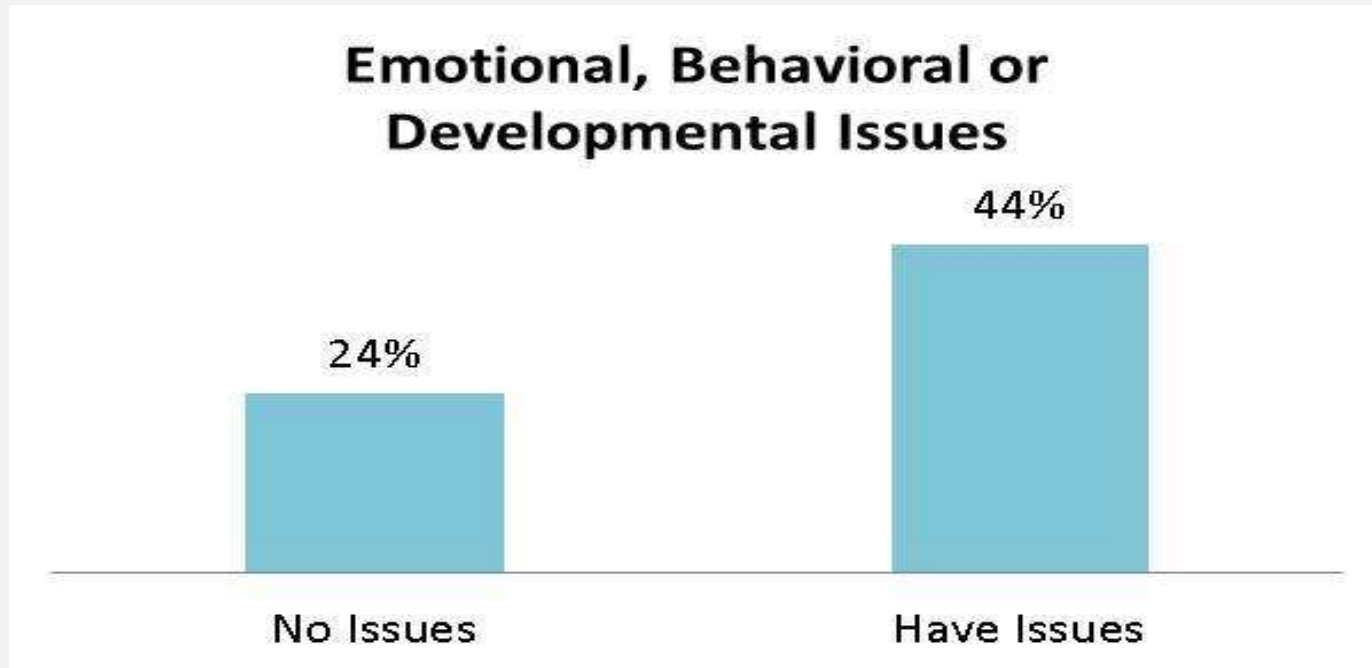


Youth with 2+ ACEs are over 2 times more likely to miss 11+ days of school or repeat a grade.

1. Felitti, V.J., Anda, R.F., Nordenberd, D., Williamson, D.F., Spitz, A.M., Edwards, V., Koss, M.P., Marks, J.S. (1998). Relationship of childhood abuse and household dysfunction to many of the leading causes of death in adults: The adverse childhood experiences (ACE) study. *American Journal of Preventative Medicine*, 14(4), 245-258. 2. Child and Adolescent Health Measurement Initiative (CAHMI). National Survey of Children's Health. NSCH 2011/12 Indicator Data Set. Data Resource Center for Child and Adolescent Health. www.childhealthdata.org



California Adverse Childhood Experiences Data²



Youth with 2+ ACEs are more than 2 times as likely to have at least 1 emotional, behavioral or developmental issue.

1. Felitti, V.J., Anda, R.F., Nordenberd, D., Williamson, D.F., Spitz, A.M., Edwards, V., Koss, M.P., Marks, J.S. (1998). Relationship of childhood abuse and household dysfunction to many of the leading causes of death in adults: The adverse childhood experiences (ACE) study. *American Journal of Preventative Medicine*, 14(4), 245-258. 2. Child and Adolescent Health Measurement Initiative (CAHMI). National Survey of Children's Health. NSCH 2011/12 Indicator Data Set. Data Resource Center for Child and Adolescent Health. www.childhealthdata.org




The Truth about Triple P Outcomes for Ventura County: FY 11-12 example





Service Information for Consumers Receiving Individual Services

School Based




665
Consumers

5,875
Contacts

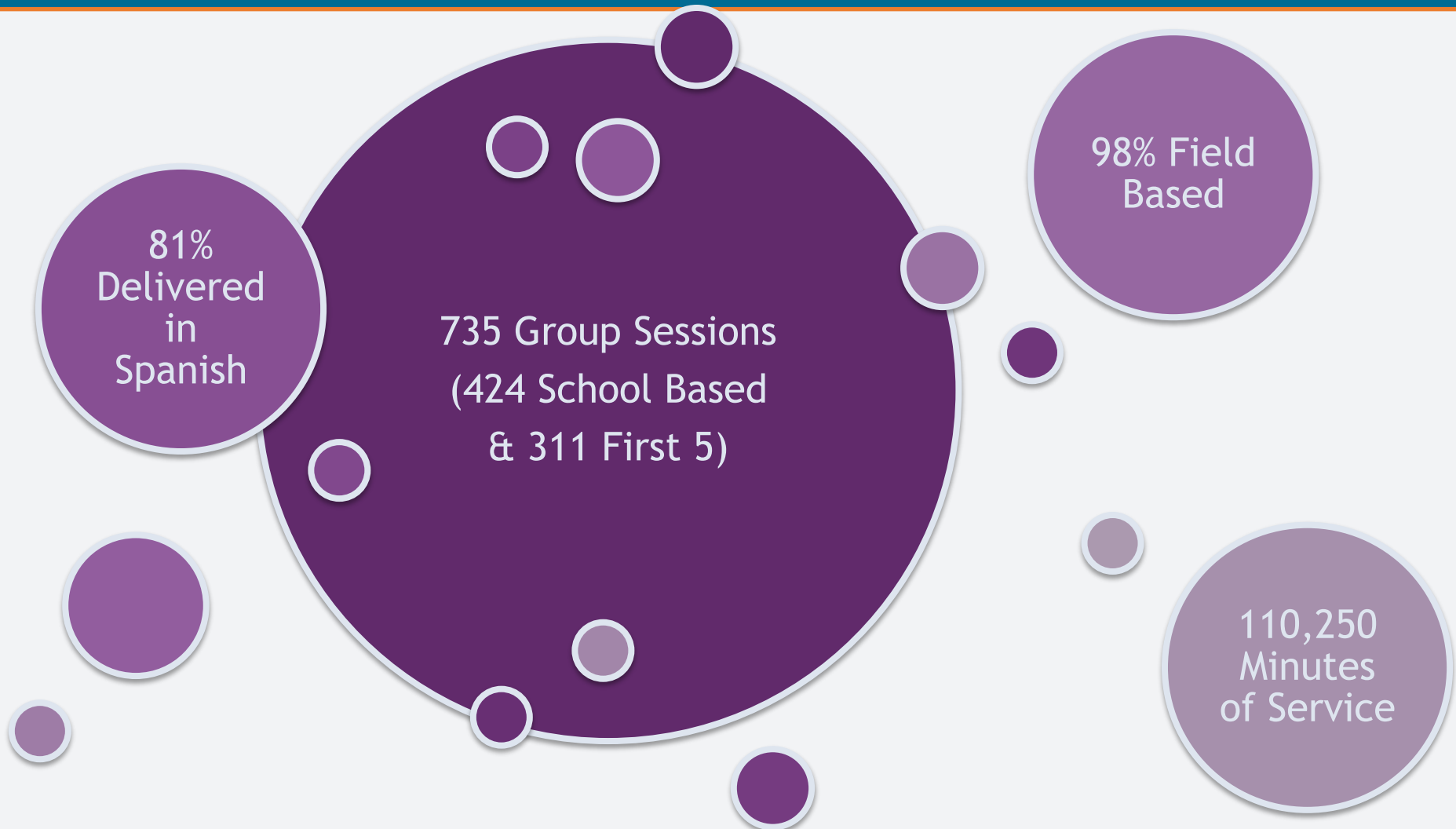
602,185 Units of
Service

First 5



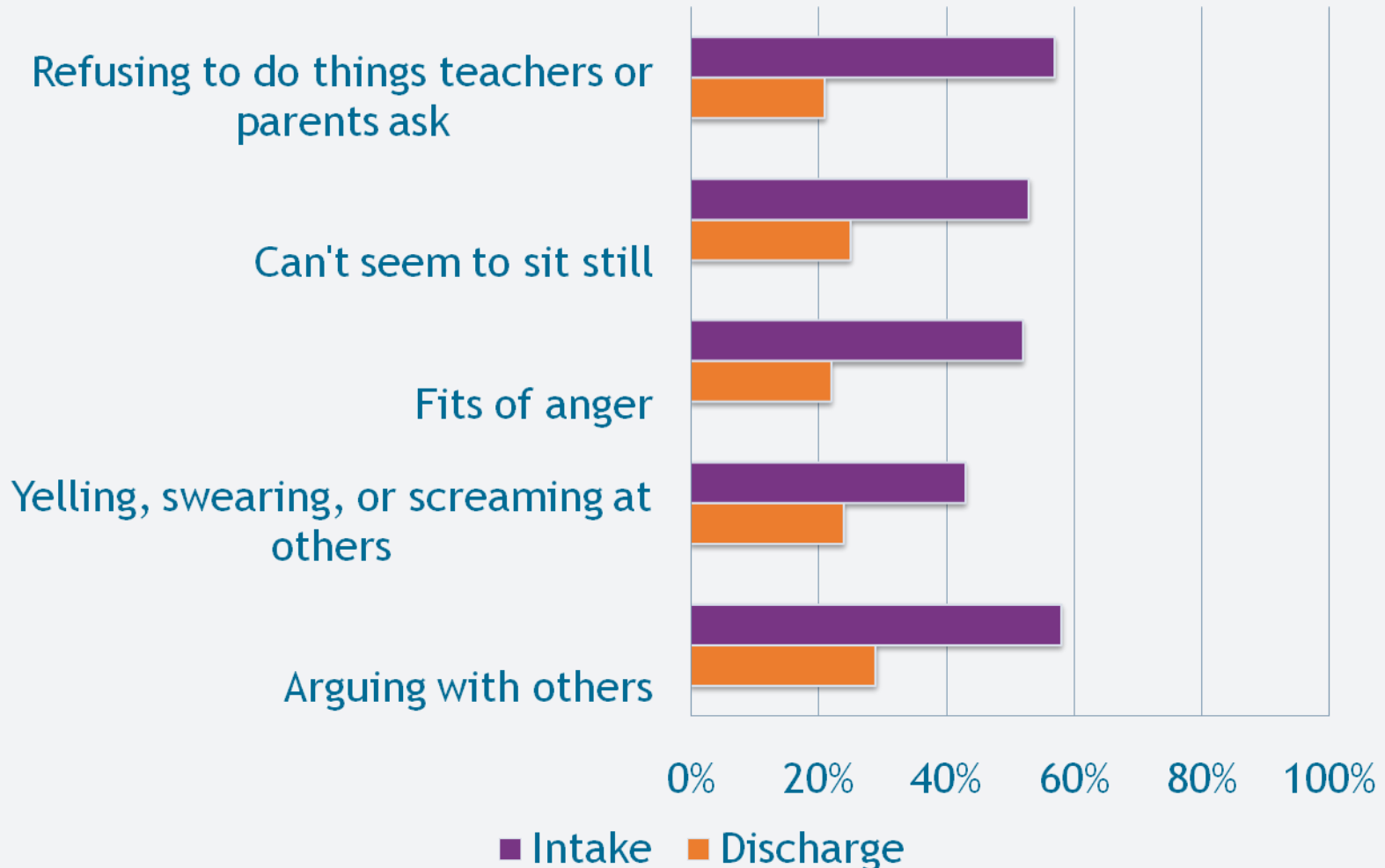


Service Information for Consumers Receiving Group Services



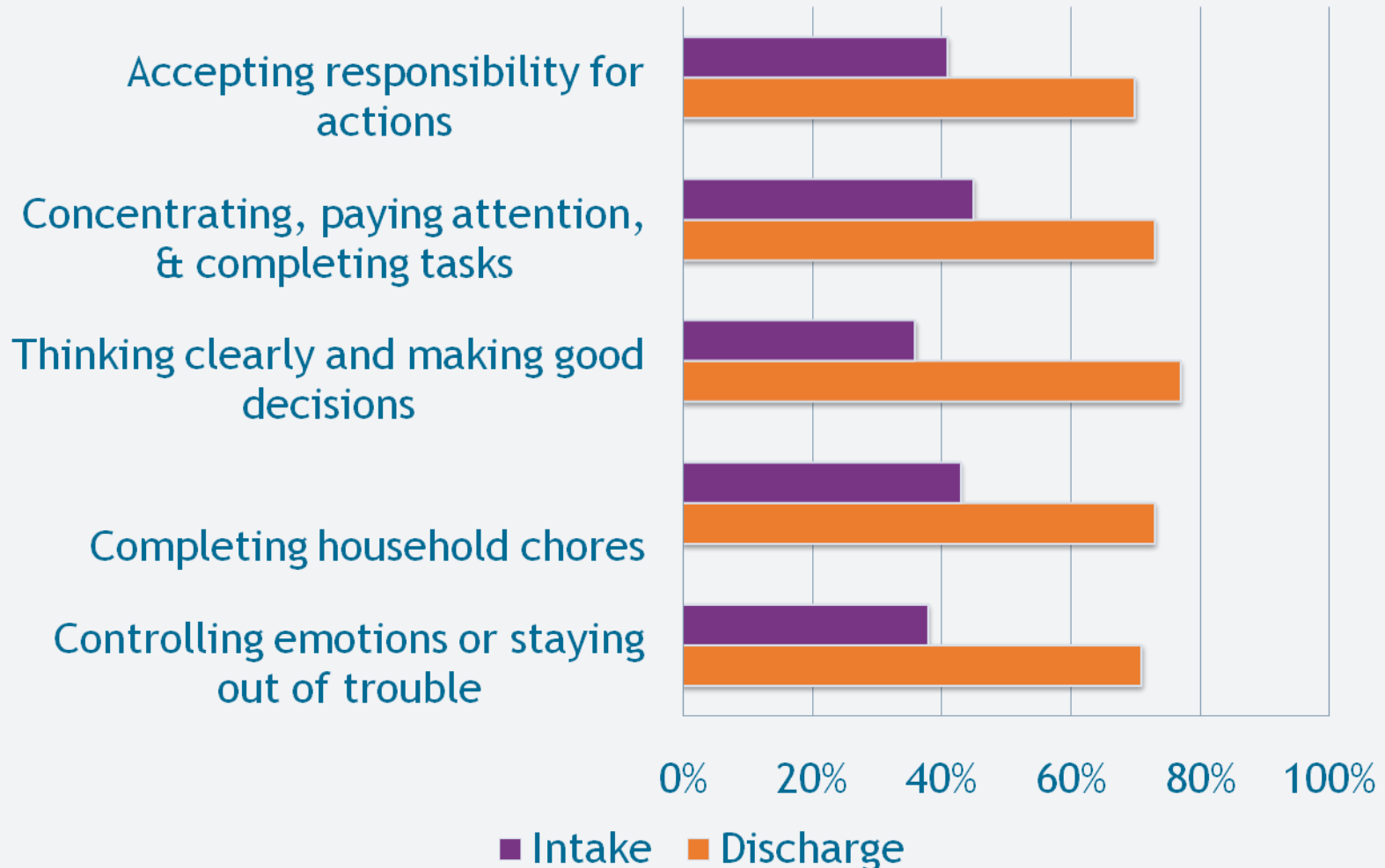


Percent of 5+ Year Old Consumers with Clinical Symptoms (Parent Report)



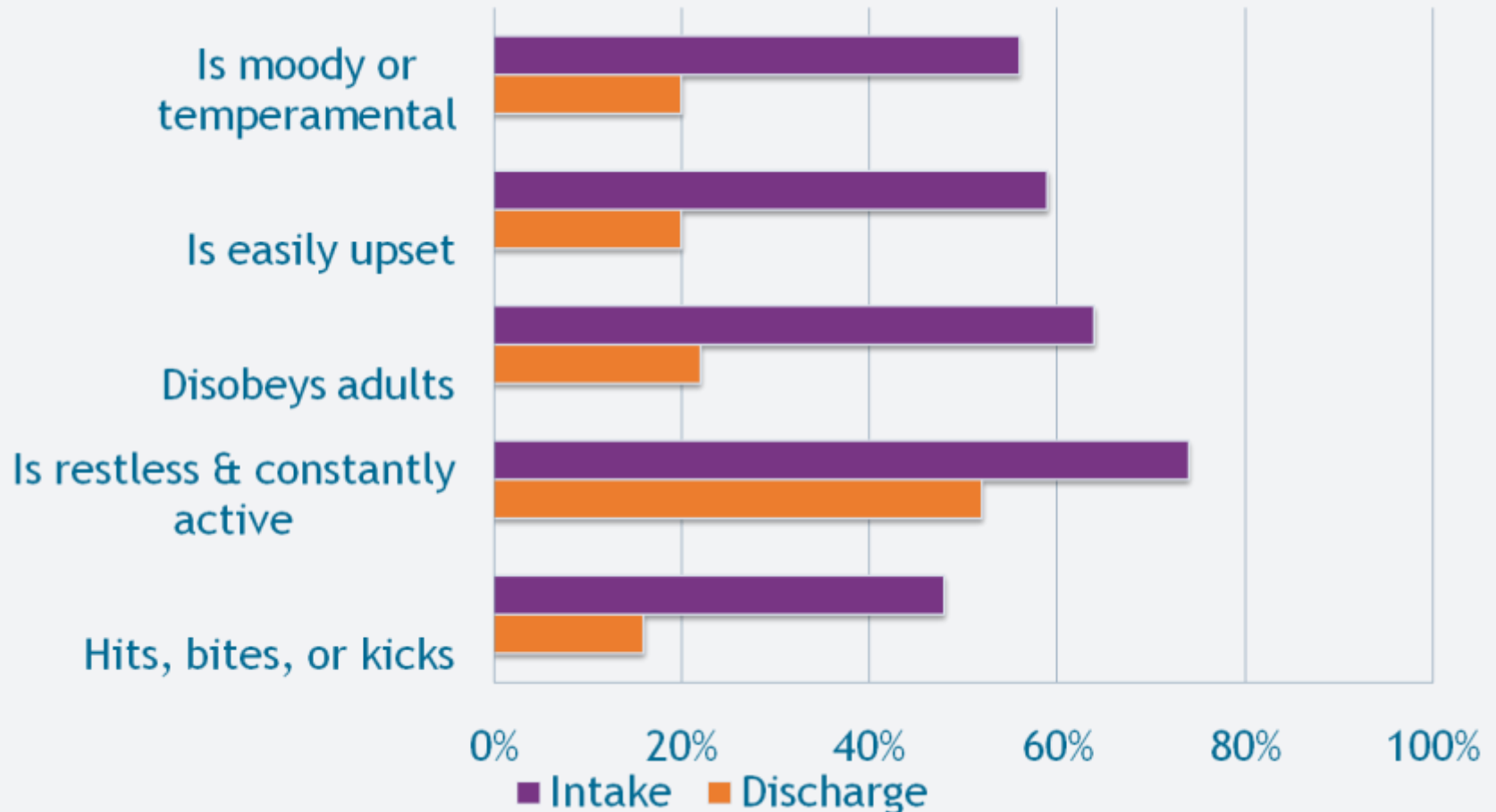


Percent of 5+ Year Old Consumers with Functional Recovery (Parent Report)



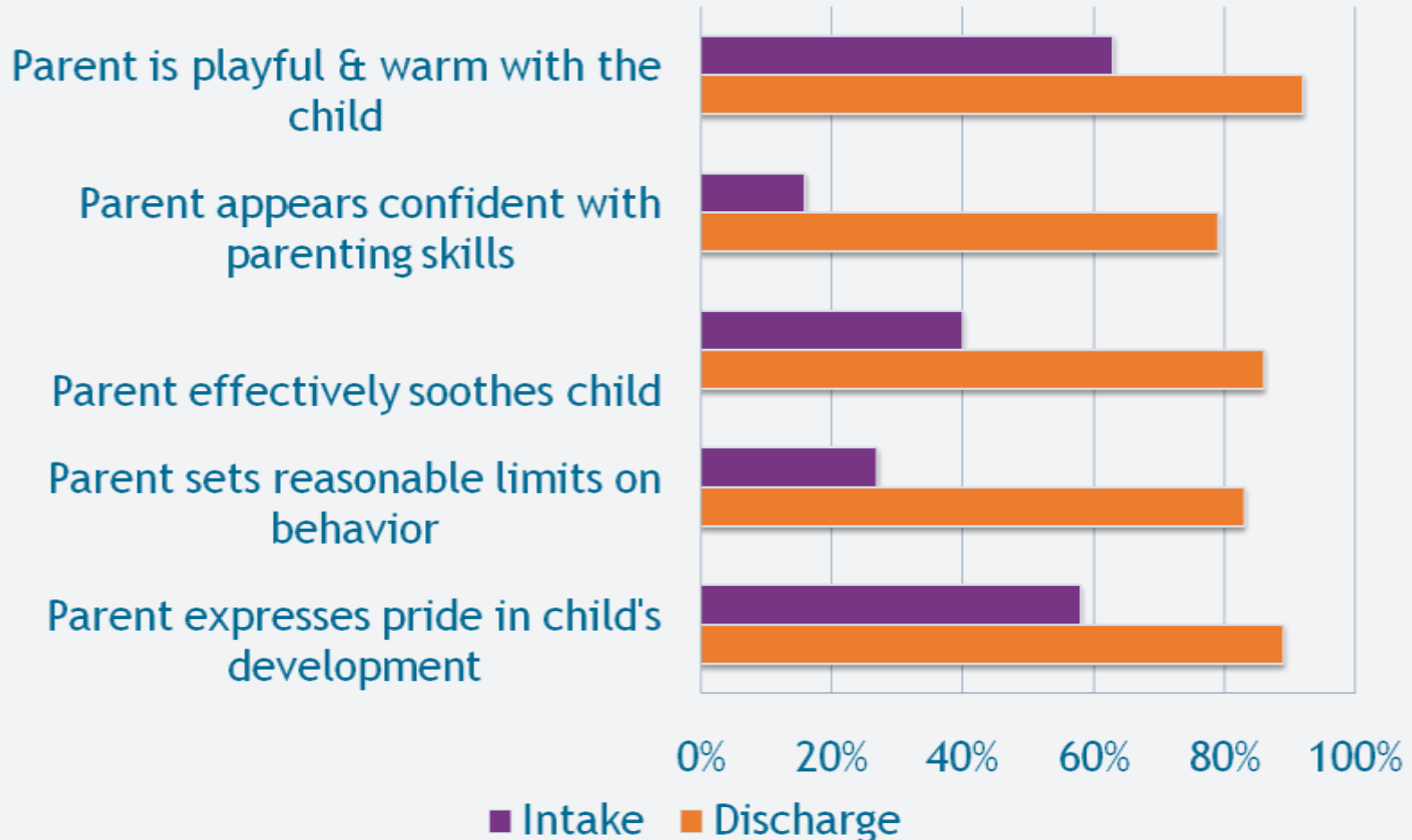


Percent of 2 to 4 Year Old Consumers with Clinical Symptoms (Parent Report)





Percent of 2 to 4 Year Old Consumers with Improved Attachment (Worker Report)





The Challenge

Becoming Trauma Informed County: Joining
[ACEsConnection.com](https://www.acesconnection.com)

ACEs Connection

Healthy, happy kids grow up to create a healthy, happy world.





Next Steps:

1. Oxnard Alliance for Community Strength Policy Team is taking the Challenge

- Lead by County Board Supervisor, Kathy Long and Oxnard Mayor, Tim Flynn

2. VCBH has hired a Community Services Coordinator

- Triple P Support schools, preschools, community agencies on implementation of Primary Care and Level 2 Seminar
- Contracting directing with Triple P America
- Targeting families of foster care youth for Levels 4 & 5 as targeted population
- Joined ACESConnection.com