

# California Triple P Assessment Survey Results

December 2, 2015

Stephanie Romney, PhD  
The Parent Training Institute

# Background

On our November 2015 California Triple P call, some participants expressed interest in having the Triple P assessment tools and evaluation strategies as the focus of one of our calls . To gather information about the current status of assessment and evaluation among our call cohort, a brief survey was sent out following the November call. This presentation summarizes the findings from that survey.

# Who Participated?

## 14 Counties



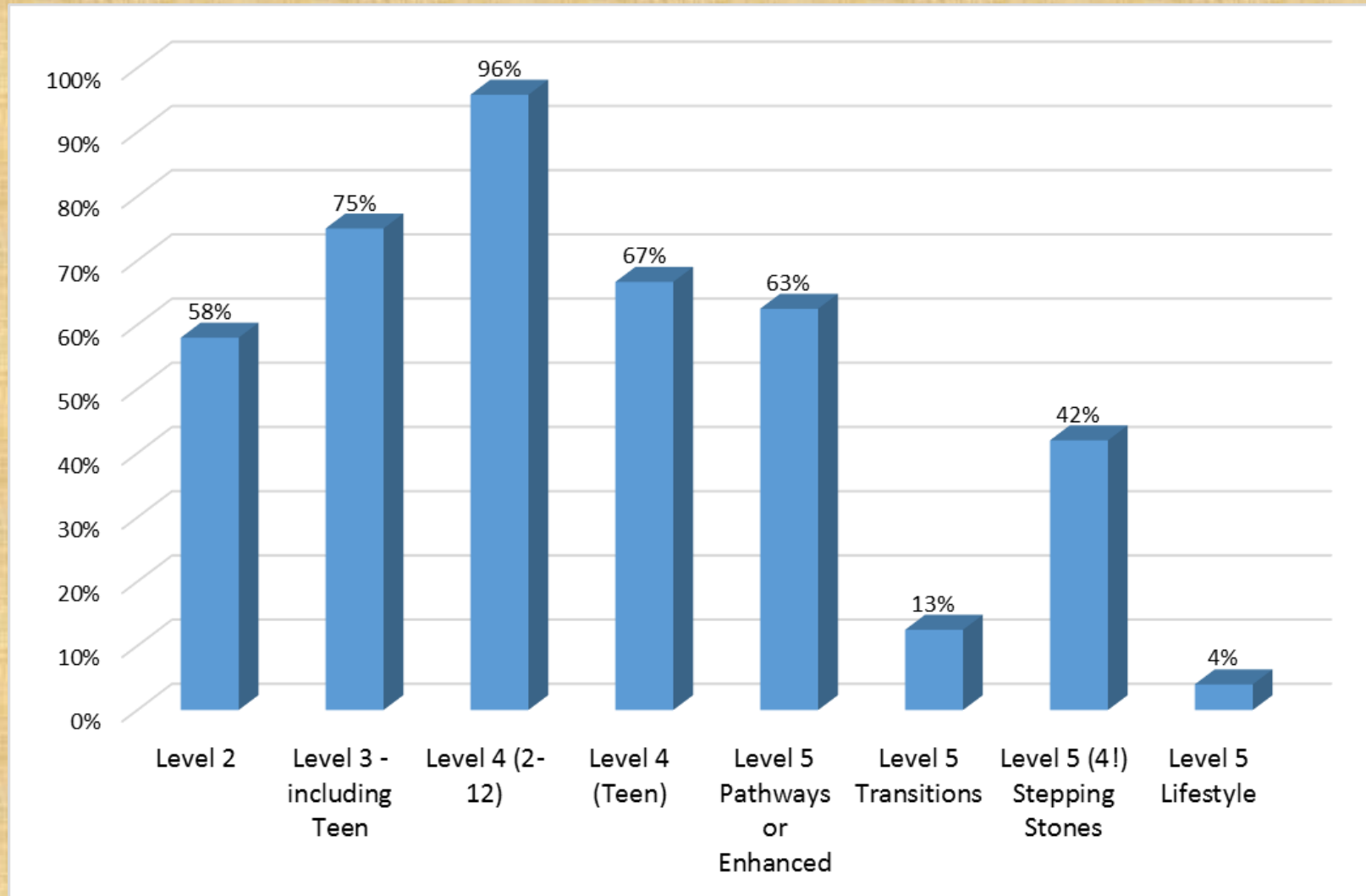
## 24 Individual Responses

County	Number of Responses
Contra Costa, Marin, Mendocino, Nevada, San Benito, San Diego, San Francisco, Santa Cruz	1
Santa Clara, Sonoma, Ventura	2
Orange, Shasta	3
Los Angeles	4

# Survey Questions

1. Respondent contact information
2. Level(s) of Triple P
3. Your Triple P program's evaluation status
4. Who receives reports?
5. How often are evaluation reports available?
6. How does your organization use assessment and evaluation findings?
7. Which measures used by Triple P level

# Levels of Triple P Currently Provided (n=24)

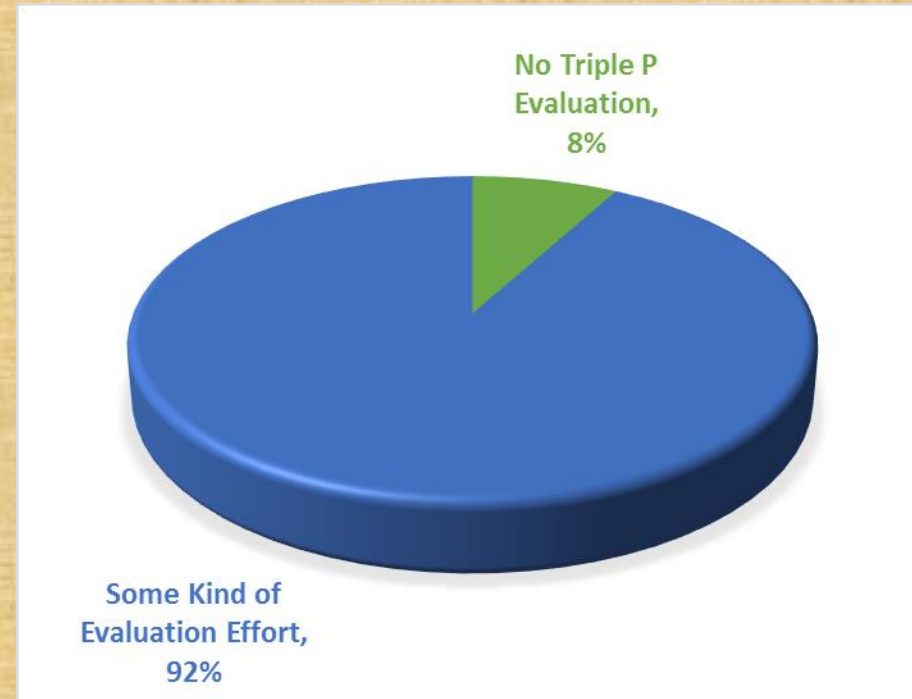


# Current Status of Your Triple P Evaluation

## Responses

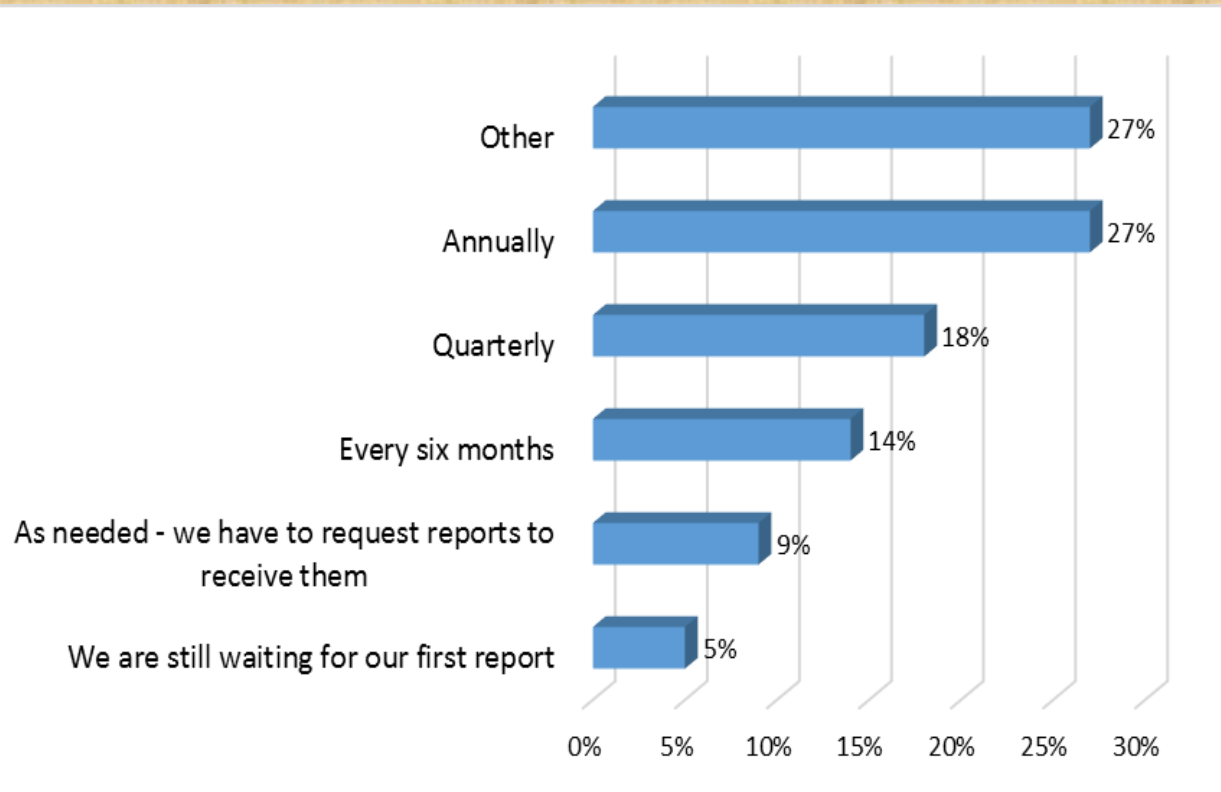
We don't currently evaluate our Triple P program	<b>8.33%</b> n=2
We have an evaluation that is done by an outside agency	<b>16.67%</b> n=4
We have an in-house evaluation team	<b>50%</b> n=12
Other (please specify) <ul style="list-style-type: none"><li>• We used to have independent evaluators but lost them when grant funding ended. Currently, I pass out pre/post assessments to each class.</li><li>• County evaluation (2)</li><li>• Both in-house and outside evaluation</li><li>• Research</li><li>• We have reports that show changes in pre and post scores.</li></ul>	<b>25%</b> n=6
Total	24

## Summary



# Reports

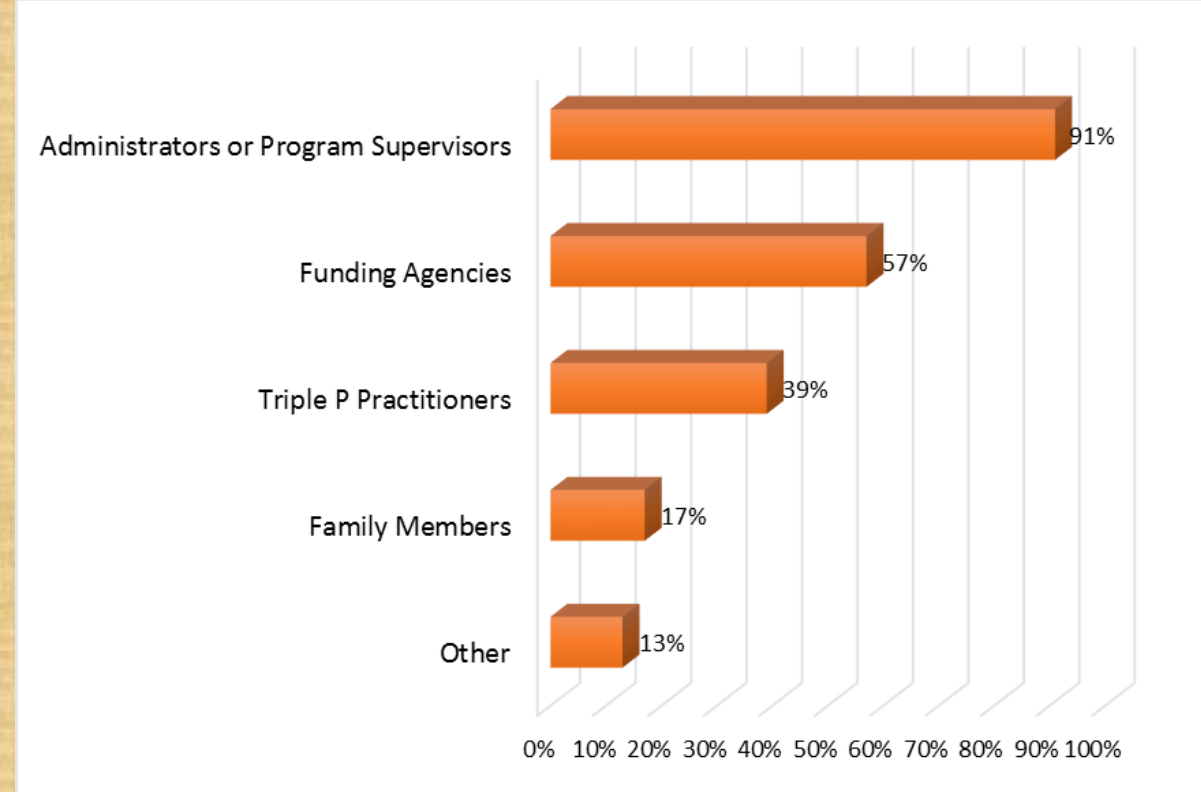
## How Often?



### Other:

- Varies by program
- Various time periods (3)
- Available whenever needed
- Unknown

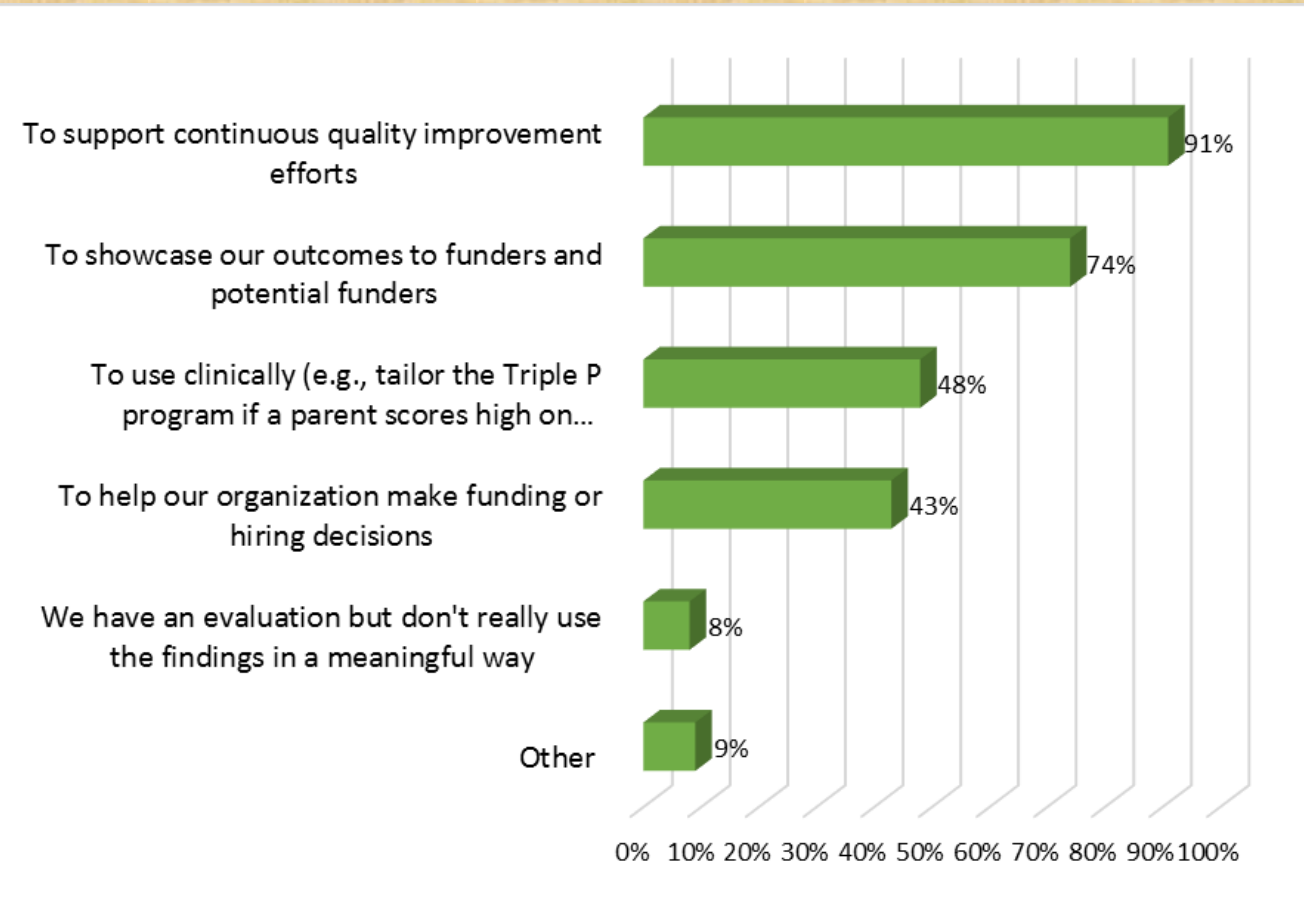
## Who Receives Them?



### Other:

- Funded agencies
- Partner agencies
- Children and Families Commission

# How Are Evaluation Findings Used?

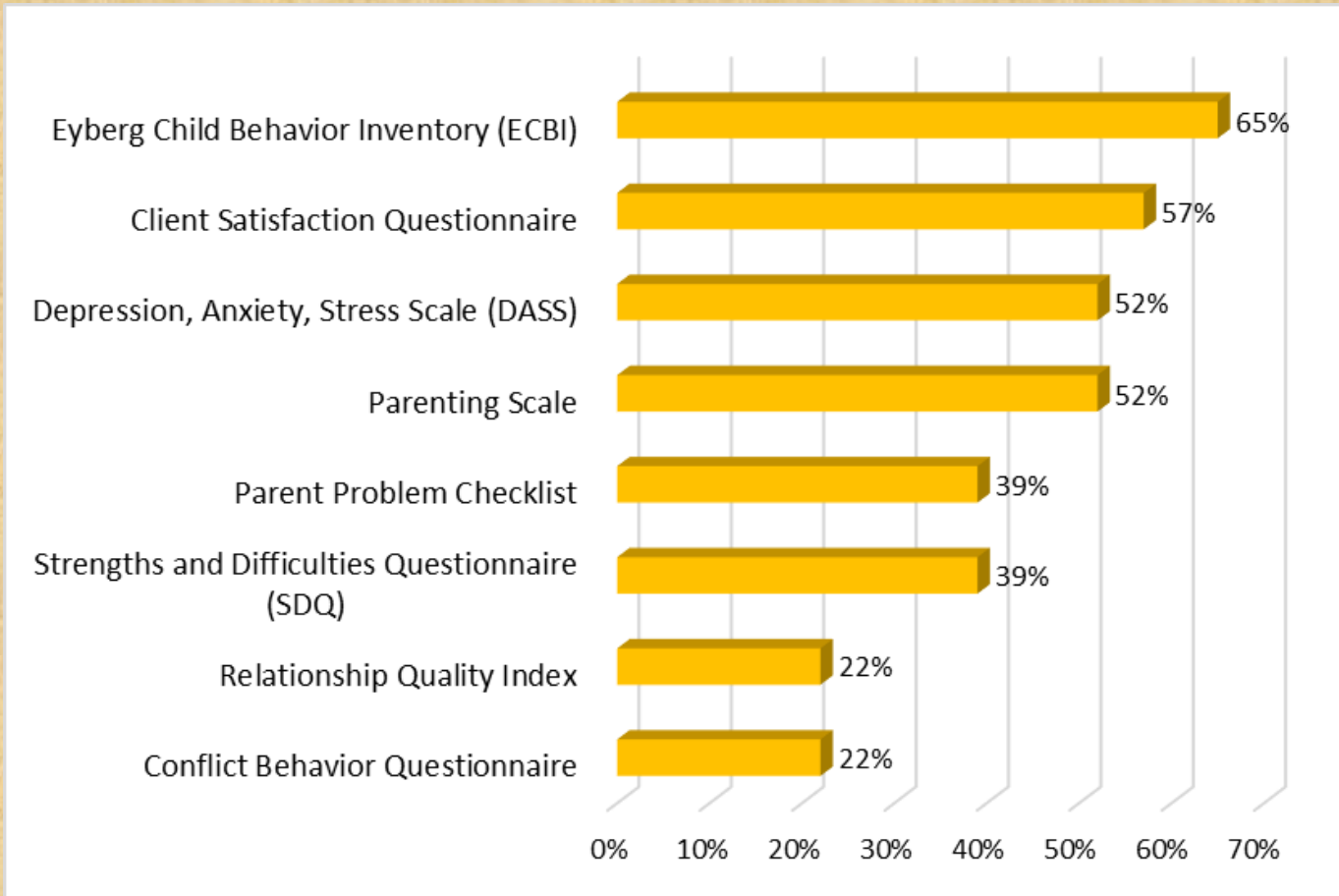


## Other:

- To assess which level will be used and to assess concerns and mental health of the parent (DASS-21)
- Unknown



# Which Measures Do You Use? (n=23)



## Comments:

- FIRST 5 Triple P Survey
- Protective Factors Survey, YOQ for Teens (2)
- Ohio Scales
- Family Experience Survey
- Parenting Experience Survey, Parenting Tasks Checklist

# Measures by Triple P Level

	Level 2	Level 3	Level 4	Level 5 Pathways or Enhanced	Level 5 Transitions / Lifestyle / Stepping Stones	Total Respondents
Client Satisfaction Questionnaire	38.46% 5	46.15% 6	76.92% 10	53.85% 7	38.46% 5	13
Conflict Behavior Questionnaire	20% 1	20% 1	80% 4	40% 2	0% 0	5
Depression, Anxiety, Stress Scale (DASS)	16.67% 2	33.33% 4	100% 12	58.33% 7	41.67% 5	12
Eyberg Child Behavior Inventory (ECBI)	6.67% 1	20% 3	100% 15	53.33% 8	20% 3	15
Parent Problem Checklist	11.11% 1	55.56% 5	77.78% 7	44.44% 4	33.33% 3	9
Parenting Scale	8.33% 1	33.33% 4	100% 12	58.33% 7	41.67% 5	12
Relationship Quality Index	0% 0	40% 2	80% 4	60% 3	40% 2	5
Strengths and Difficulties Questionnaire (SDQ)	0% 0	33.33% 3	100.00% 9	44.44% 4	22.22% 2	9

Thank you to everyone who took the time to complete this survey!

# Discussion

Thoughts about these findings?

Any surprises?

Considerations:

Are you getting what you hope to from the assessment instruments you use? From your evaluation?